



Intelligent HD

Video Glasses



USER MANUAL

Catalog

Safety considerations.....	3—11
Packaging accessories.....	12__13
Product introduction.....	14—18
Operate guidebook.....	19—26
Technical parameters.....	27—33
Common Problem treatment....	34-37

Safety considerations

Please read the following concise product information carefully before use. Do not abide by the irregularities or illegal operation of the information, may be dangerous or illegal.

Do not use this product if you engage in any violation of local laws and regulations violations. Wireless connection should be closed on the prohibition of the use of wireless products areas.

- The products are wireless connectivity in wireless products.

Please close the wireless connection in prohibit using place (for example, in the planes, gas stations, hospitals or medical equipments, fuel, chemicals or blasting places nearby), Please abide by all provisions in restricted areas.

Interference

- All wireless devices are likely to be disturbed, which affects performance.

The charger and other accessories

- please use the original charger or the confirmation of qualified products, the external power source charging. **Protect hearing,**

eyesight

- When using headphones, users should select medium volume. So as not to affect the hearing.
- Do not watch video continuously too long, so as not to affect vision.

Be careful to use your product

- This product does not have waterproof function, use and store in a dry environment.

- Please don't use and keep products in the hot and dusty places.
- Must use a soft cloth to clean the equipment surface, it can not use acidic, alkaline solution to clean equipment.
- To ensure that important data security, please backup of important data in different locations.

Fall

- This product contains precision devices, please avoid dropping or shocking.

Maintenance services

- The company or the company designated professional maintenance staff, do not disassemble products. Any unauthorized disassembly of products, will not be able to enjoy the company promises warranty service.
- The company has right to make this product improvement and upgrade of the right, without prior notice.

FCC STATEMENT :

This device complies with Part 15 of the FCC Rules. Operation is subject to the following

two conditions:

(1) This device may not cause harmful interference, and

(2) This device must accept any interference received, including interference that may cause undesired operation.

Warning: Changes or modifications not expressly approved by the party responsible for compliance could void the user's authority to operate the equipment.

NOTE: This equipment has been tested and found to comply with the limits for a Class B digital device, pursuant to Part 15 of the FCC Rules. These limits are designed to provide reasonable protection against harmful interference in a residential installation.

This equipment generates uses and can radiate radio frequency energy and, if not installed and used in accordance with the instructions, may cause harmful interference to

radio communications. However, there is no guarantee that interference will not occur in a particular installation. If this equipment does cause harmful interference to radio or television reception, which can be determined by turning the equipment off and on, the user is encouraged to try to correct the interference by one or more of the following measures:

Reorient or relocate the receiving antenna.

Increase the separation between the equipment and receiver.

Connect the equipment into an outlet on a circuit different from that to which the receiver is connected.

Consult the dealer or an experienced radio/TV technician for help.

RF warning statement:

The device has been evaluated to meet general RF exposure requirement. The device can be used in portable exposure condition without restriction.

Parts



3D glasses



USB



USB Cable



USB Charger



Eye Patch Myopia
lens template



Nose pad

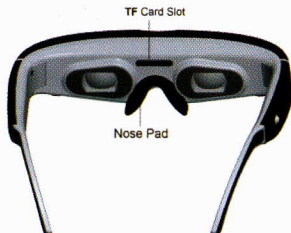

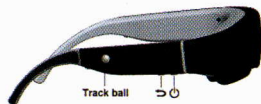


Bag




Cleaning Cotton

Product Presentation




Function	Action
Track ball	<ul style="list-style-type: none"> ● Mobile mouse control direction ● long by 3 seconds, and then rolling the trackball, can flip up and down or moving around the page ● Charging indicator, when the product is in charge, be bright red light. Full charge to blue light
↶	● To return to the

	previous step operation
	<ul style="list-style-type: none"> ● Shutdown state, long press the button for 3 seconds boot ● Start state, long press the button for 3 seconds off tips ● The working status, click this button, enter the screen state ● The working status, click this button, enter the screen state
	<ul style="list-style-type: none"> ● Connect the charger or mobile

USB	<p>power charging</p> <ul style="list-style-type: none"> ● Connect computer, mobile phone and other products of data download ● Connect wireless mouse
AV IN	<ul style="list-style-type: none"> ● Connect computer, DVD, game consoles and other video input (optional)
TF Card slot	<ul style="list-style-type: none"> ● UP to 32GB TF card
Nose pad	<ul style="list-style-type: none"> ● By replacing the

	nose support to adjust the screen height
Myopia lens template	● In the purchase of myopia lens, lens size as template

Operate Guidebook

1. Please don't plug the TF card in the play period.
2. In the initial use, if can not be boot properly, It may be product of was placed a long time, the electricity is shortage. Please use after charging. The normal charging time 2-3 hours.
3. If product crash by irregular performance, please push  button for 10 seconds, the product will be restart automatically.
4. If you want to surf the website, please turn on the wireless connection. Setting— wireless and

internet-- /WLAN –turn on. The system will automatically search for available wireless networks, connecting operation according to the reminding.

5. If you want to enjoy the fun of the games, please buy a wireless mouse to use together which will give you a surprise.

6.If you want to experience the 3D theater shock effect, please use the system comes with the 3D PLAYER player. If you want to display captions in the watch video 3D, please download the video, at the

same time download subtitles, and the subtitle file name to the same name. The same video files stored in the same folder.

7 .File Manager

If you want to see all the files in the file manager, you can click on the desktop, and entered the file manager desktop





Memory storage. You can all the data in the memory storage .



TF Card. You can view all of the data in the TF Card..



Via USB, you can see or download files from mobile phone, computer or other mobile hard disk.



Picture. you can see all pictures .



Movie: you can see all movies..

8. When you need to wear glasses please take the attached lens myopia template to professional glasses store configuration myopia lens, and mounted into the hood of the groove.

9. **Connected computer via USB**

1> Products will be connected to the computer through a USB line
2>.Move the mouse to the upper left corner of the desktop, long press to track the ball for 3 seconds, and press down.



3>. Click USB connected menu, entering USB connected page.



4>.Click to turn on USB Storage, It can be connected to computer successfully.

10. WIFI Connection

Click **Settings** button , Enter the

settings panel



In the WI-FI menu bar, click the close button will open WI-FI connection.

Click the WI-FI menu bar again, enter the WIFI c panel, Long press to track the ball for 3 seconds, and scroll to page down, you can find the language & input method menu, click Set accordingly.onnection page, select your users, and set the

corresponding password, then you can connect WI-FI successfully.

11. Language & input

Click Settings button, Enter the settings

Specifications	
CPU	•Cortex™-A7 Dual-Core @1.5GHZ
Memory	Built in 8GB-16GB(electable) flash memory and support up to 32GB Micro SD Card,
WIFI	Wi-Fi802.11b/g/n
OS	Android4.4
Operati on way	Touch-button, Track ball, support bluetooth wireless mouse
Input	Pre-install Android

	keyboard
data transfer	USB2.0
Internet	
Browser	Support Opera, UCWeb, SkyFile, Dolphin etc
Entertainment online	Support online video, tv, game, movie, music and radio
Office software	WORD, EXCEL, POWER POINT, PDF, TXT
expansibility	Google market more than 20,000 excellent app. download
Internet	Web browser, online

app	talk, email, E-book, Explorer
Screen Specifications	
Screen Size	98inch virtual screen (at 2 Meters distance)
LCD Resolution	WVGA(854*480 pixels)
screen material	TFT LCD
Audio	
Audio format	Support MP1, MP2, MP3, WMA, OGG, AAC, M4A, FLAC, APE, AC3, AMR, DTS, RA,

	WAV etc
features	Support LRC lyric synchronism, audio information classification, Album cover shows
SNR	≥90DB
Video	
Video format	AVI, H.264, VC1, MPEG2, MPEG4, DIVD/DIVX, Real8/9/10, RM, RMVB, PMP, FLV, MP4, M4V, VOB, WMV, 3GP, MKV etc, support Flash11.0


Feature s	Up to 1080P(resolution 1920X1200)full hd display , support 3d format side by side, internet video download and play
Picture and Text	
Format	Support JPG 、 BMP 、 PNG 、 GIF etc format, rotate/slide play, support resolution up to 4096*4096
E-book	TXT
Other	
Langua	Simplified Chinese,

ge	Traditional Chinese, English
Power Pack	The built-in 3.7V/1350mAh Li-Polymer Rechargeable, theory of continuous work time 3-4 hours, External support for the mobile power supply
Power Consumption	< 1w
Weight	120g
Dimensi	163x61x44mm(folded)

on	
Working Temperature	-5—40℃

Common problem treatment

Can not turn on

- Battery used out please connect the charger, or mobile power equipment after a reboot
- Crash long press the button  for 10 seconds, the system will be forced to restart
- If still unable to turn on, please contact us

Housing heating

- In charge or the normal use of the process, the housing heating,

this is a normal phenomenon, users can use it without any angst.

Battery life

- Battery life estimates, the actual use of time determined by so many factors, such as network status, equipment setting, use the function, battery status and environmental temperature.

Screen flashing

- Restart protection on the screen after screen, flashing and there will be a short time, this is because during the screensaver period, each core part is in the electricity saving

dormant, to start when the flash screen caused a short period of time, after a few seconds will be returned to normal. This is a normal phenomenon.

● Use the track ball. When you need to turn the pages via the track ball, please move the mouse to the bottom of the screen, long press the trackball, when the mouse at the menu highlighting, immediately release the track ball, scroll up and down to turn the pages up and down. If no response on screen, please

back to this setting and re-entered , repeat the above operation.

Safety considerations

Please read the following concise product information carefully before use. Do not abide by the irregularities or illegal operation of the information, may be dangerous or illegal.

Do not use this product if you engage in any violation of local laws and regulations violations. Wireless connection should be closed on the prohibition of the use of wireless products areas.

- The products are wireless connectivity in wireless products.